

MICRO SWITCH
a Honeywell Division

FED. MFG. CODE 91 929

SWITCH-BASIC

CATALOG LISTING

V7-4A17D8

CW-C4010

CATALOG LISTING
V7-4A17D8

CATALOG LISTING

M

ISSUE

3

REPLACES X91517-V7

RELEASE NO. PR-17596

CHECK

CHECK

14 AUG 89

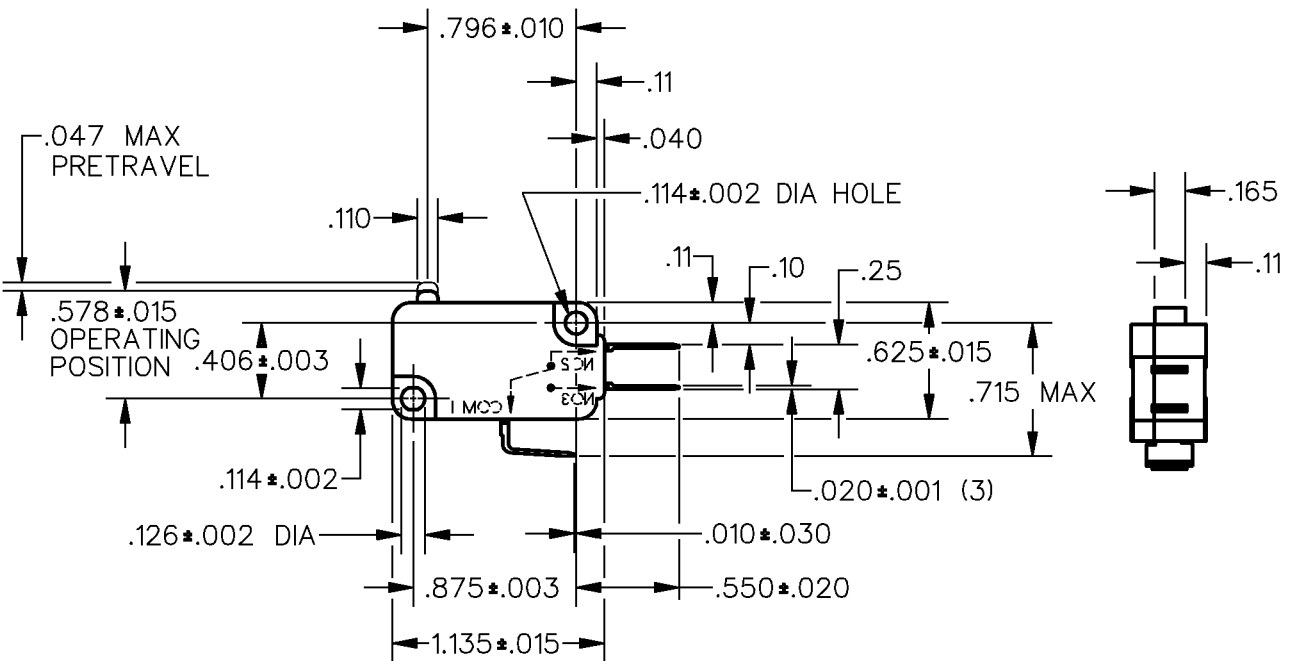
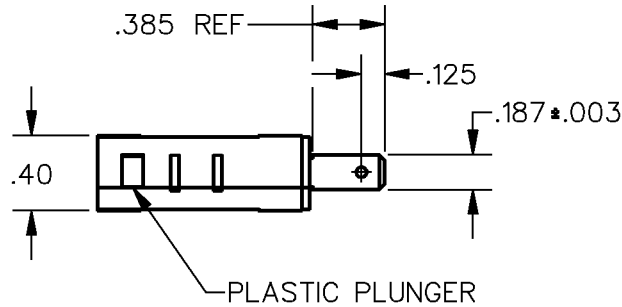
DCS

CHECK

10 AUG 89

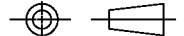
WJM

REVISIONS	
A	CO 70247 J A L 20 JUN 91
B	CO 76108 L J F 25 OCT 93



THIS DRAWING COVERS A PROPRIETARY ITEM AND IS THE PROPERTY OF MICRO SWITCH, A DIVISION OF HONEYWELL. THIS DRAWING IS NOT TO BE COPIED OR USED WITHOUT THE APPROVAL OF MICRO SWITCH.

THIRD ANGLE PROJECTION



CHARACTERISTICS	ELECTRICAL DATA	SCALE	FULL	DO NOT SCALE PRINT
OPERATING FORCE -- 25 GRAMS MAX	CONTACT ARRANGEMENT S P D T	UNLESS OTHERWISE SPECIFIED TOLERANCES ARE		
RELEASE TRAVEL - - - - - .010 MIN	L162 5A 125, <u>250</u> , 277 VAC 1/10 HP <u>250</u> VAC	ONE PLACE (.0)	±.030	
DIFFERENTIAL TRAVEL - - - .002-.010		TWO PLACE (.00)	±.015	
OVERTRAVEL - - - - - .050 MIN		THREE PLACE (.000)	±.005	
FREE POSITION - - - - - .625 MAX		ANGLES	±	
		WEIGHT		

DDM/CAD
DRAWN